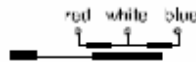
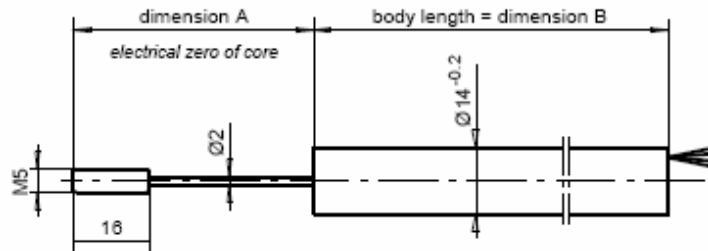
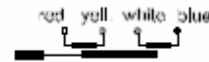


Inductive Transducer Differential Inductance Type **WV**

Braided wire interface

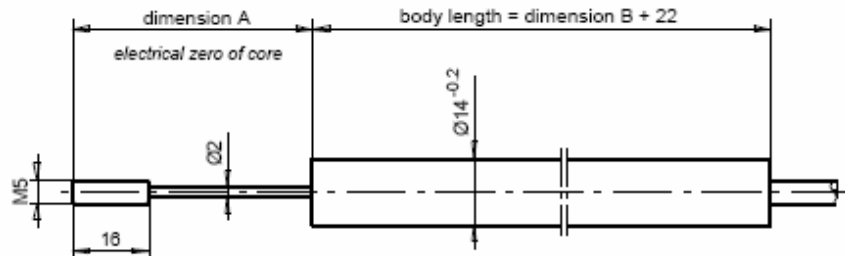
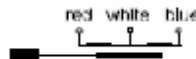
Teflon® braided wire 250 mm long
core channel continuous

WV 2 ... WV 10:

WV 20:


Example: WV 10 0,25%

axial wire interface

PE-cable 2,5 m long; special option:
oil- and temperature resistant teflon®-cable
core channel non continuous



Example: WV 10 K 0,5%

		WV 2	WV 5	WV 10	WV 20
Electrical stroke	mm	±1	±2,5	±5	±10
Max. mechanical stroke	mm	6	6	12	22
Dimension A	mm	30	30	30	40
Dimension B	mm	50	50	50	95
Transducer weight	g	25	25	25	50
Plunger weight	g	5	5	6	8
Nominal output signal	mV/V	30	75	130	160
Span	mV/V/mm	30	30	26	16
Excitation voltage		1... 5 Veff			
Excitation frequency		5 ... 10 kHz			
Linearity *)		0.5% F.S.O. option: 0.25% and 0.1%			
Temperature coefficient of zero		±0.05%/10K			
Temperature coefficient of span		±0.05%/10K			
Operational temperature *)		-50°C ... +80°C option: up to +120°C			
Protection class (Din 40050)		IP 64			